

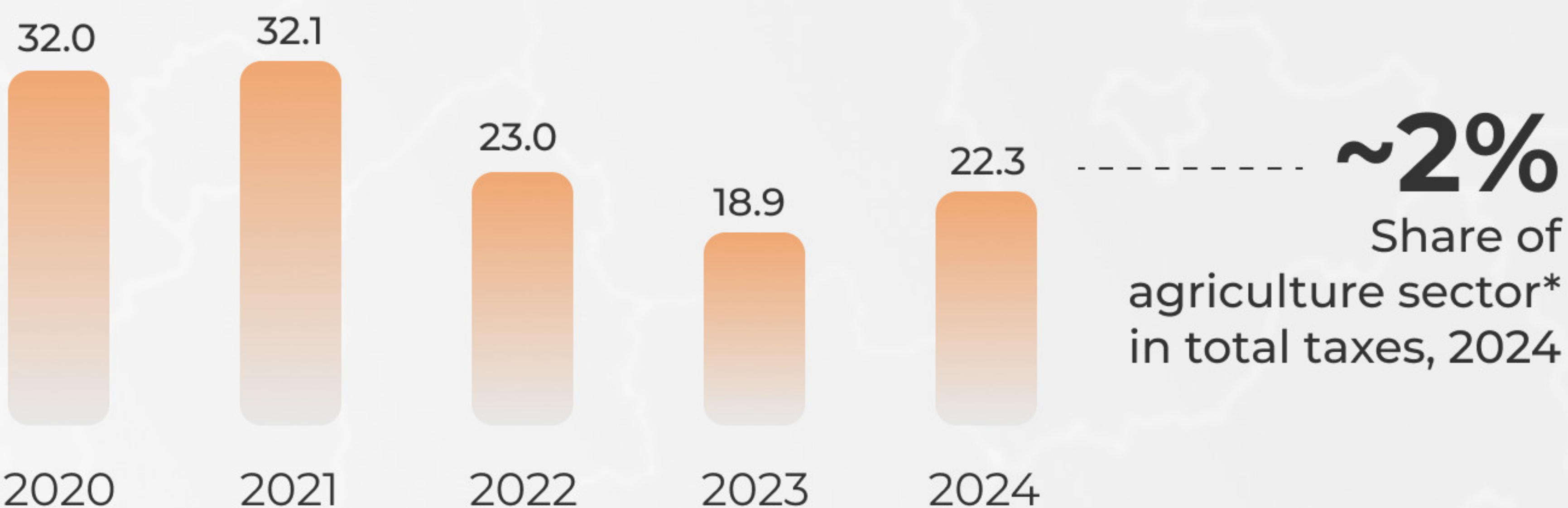
INVESTMENT OPPORTUNITY OF AGROPROCESSING SECTOR

AGRICULTURAL SECTOR OF UKRAINE



Macroeconomic overview

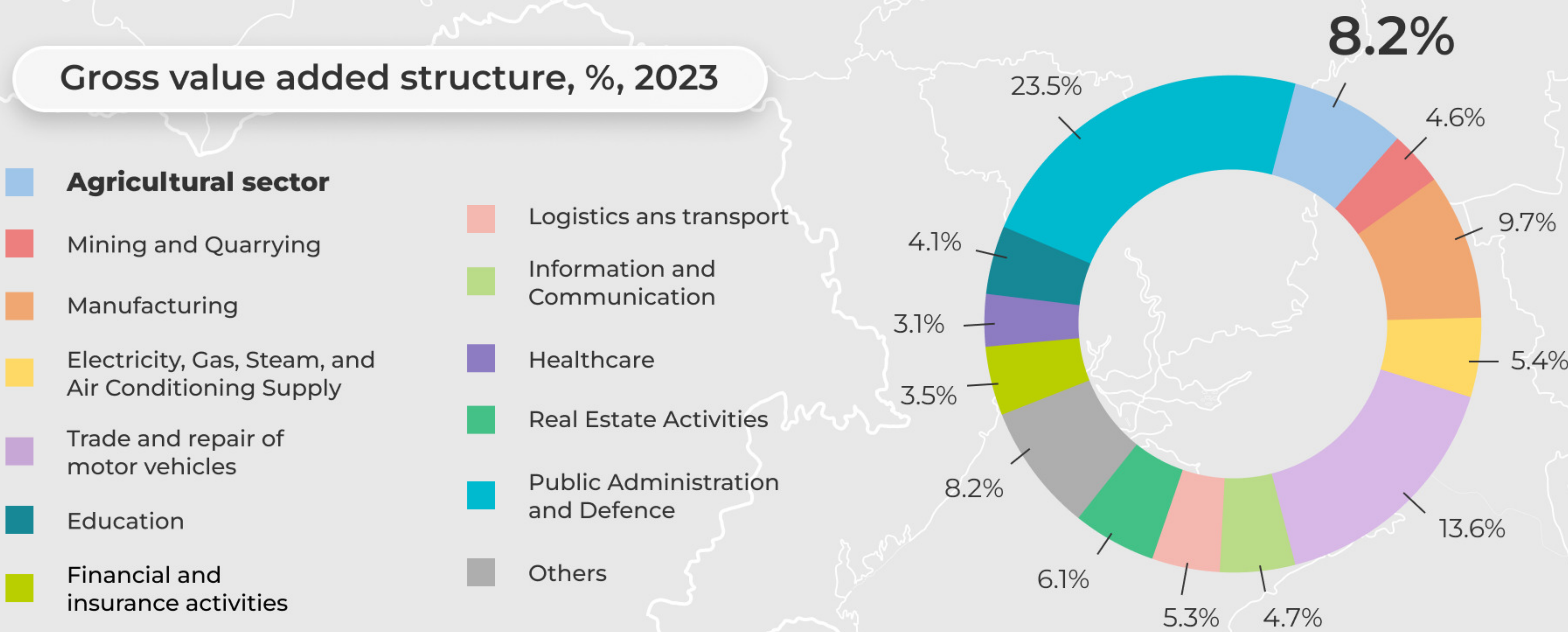
Taxes paid in the agriculture sector*, billion UAH



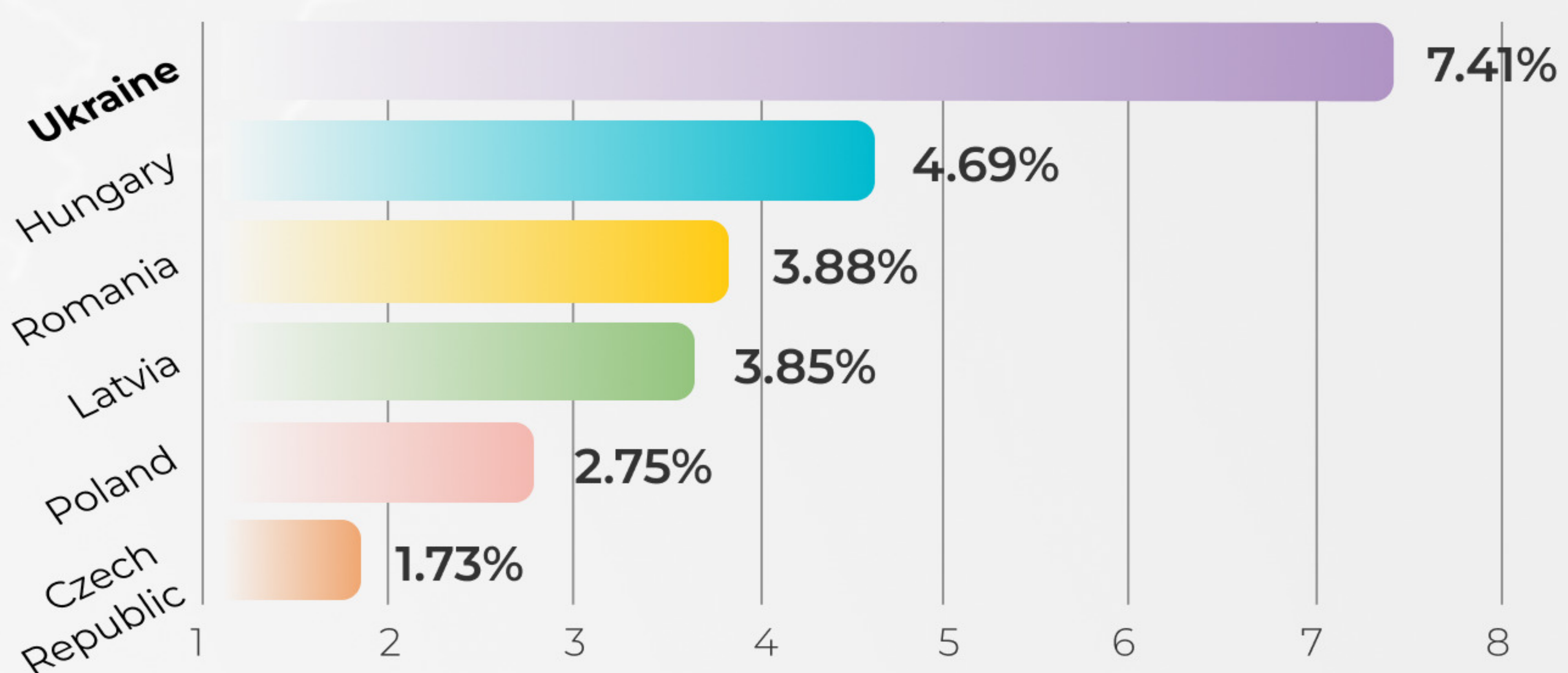
Agricultural sector share in Ukraine's GDP, %



Gross value added structure, %, 2023



Agricultural sector share in the country's GDP, 2023



Sources: [Our World in Data](#), [SSSU](#), [State Tax Service of Ukraine](#),

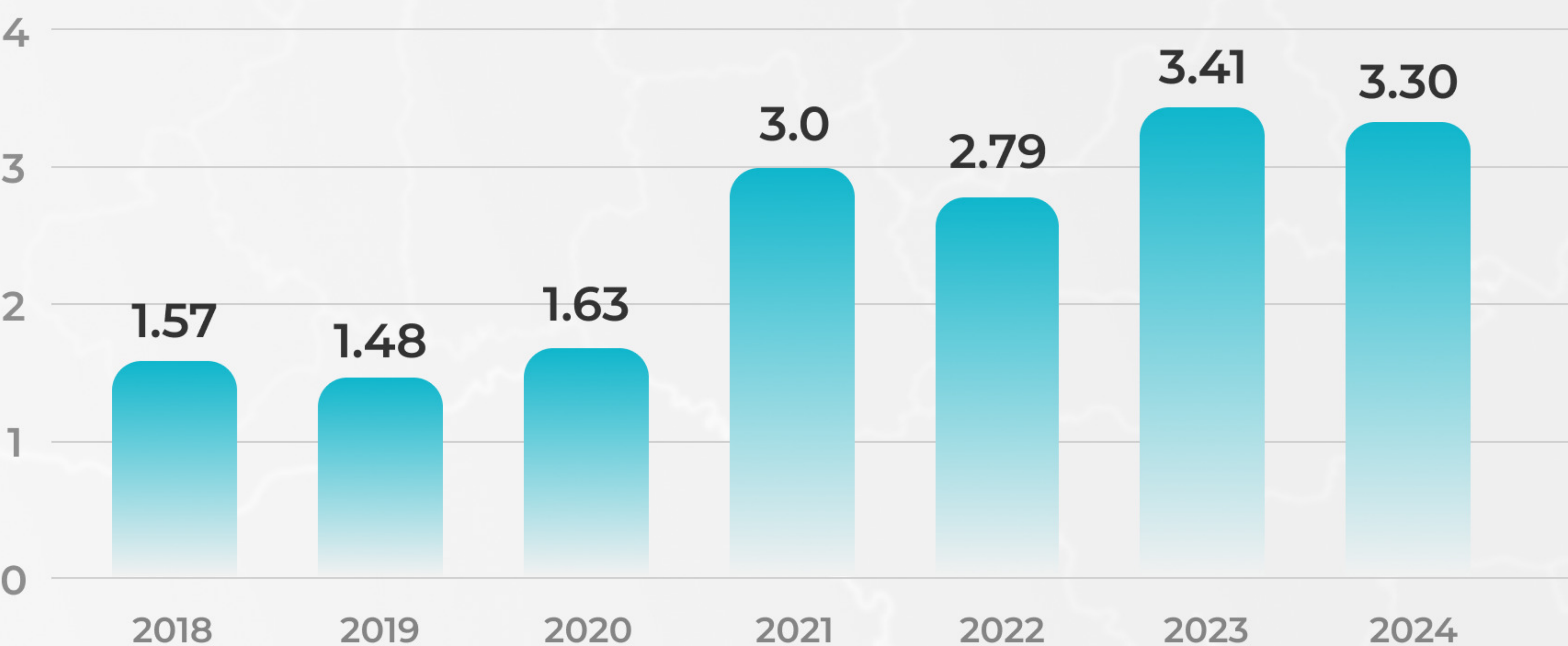
* - agriculture, forestry, and fishing
Further — agricultural sector

AGRICULTURAL SECTOR OF UKRAINE



FDI snapshot

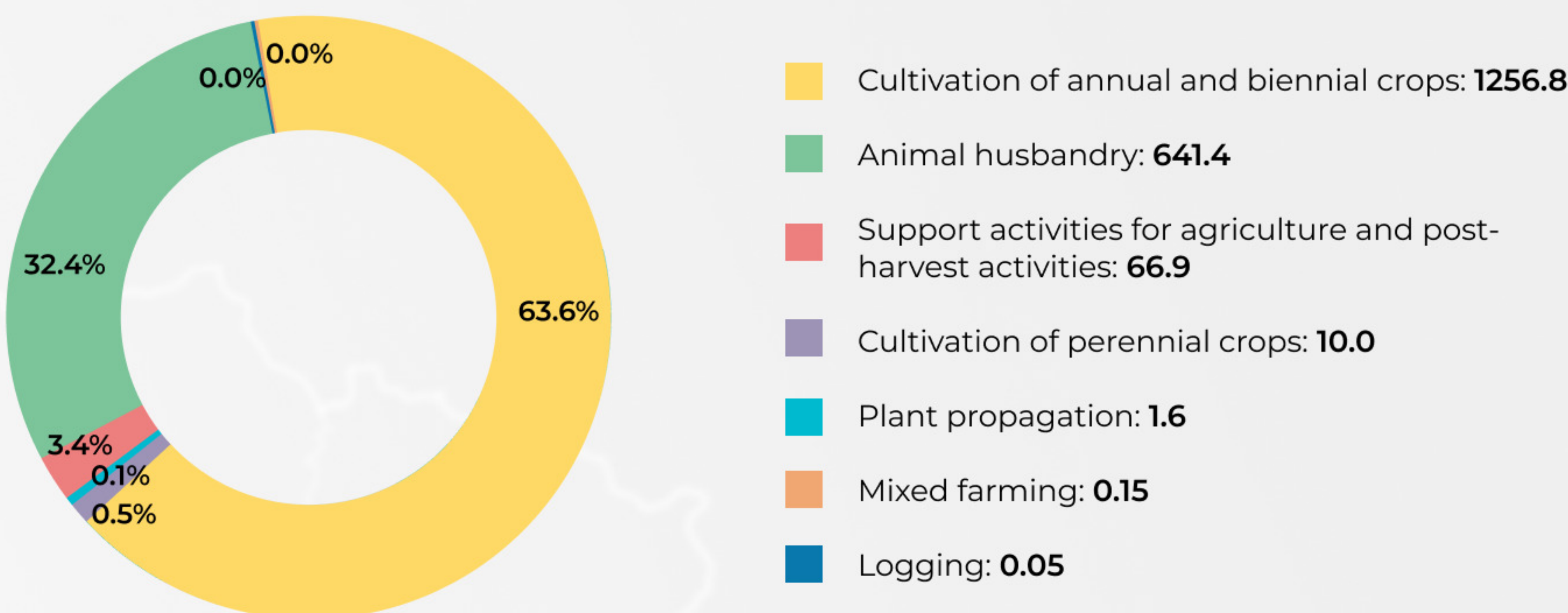
FDI stocks in agricultural sector*, billion USD



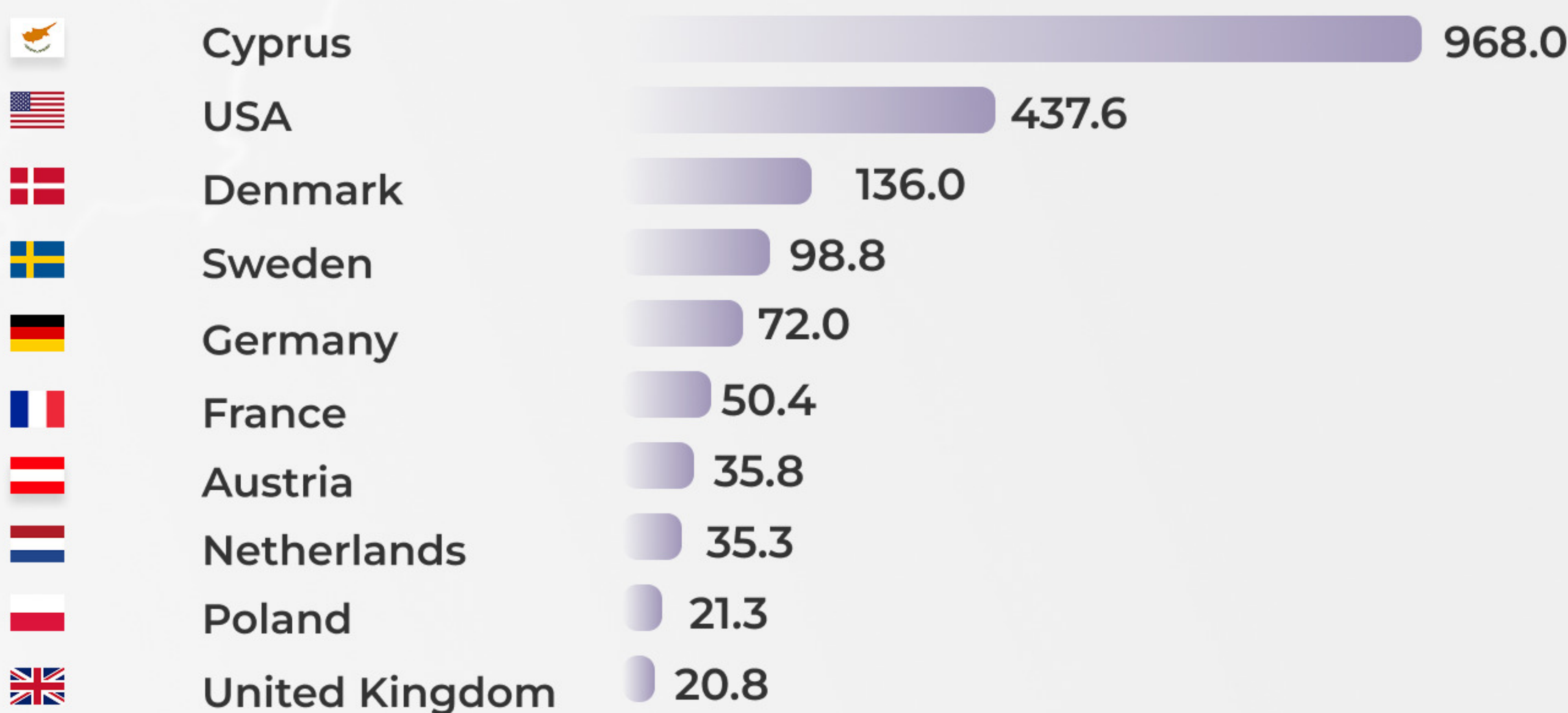
6%

share of FDI stocks in **agricultural sector** in Ukraine relative to other economic activities, 2024

FDI stocks in the agricultural sector by economic activity group, million USD, 2024




Top countries investing in Ukraine's healthcare, million USD, 2024



AGRICULTURAL SECTOR OF UKRAINE

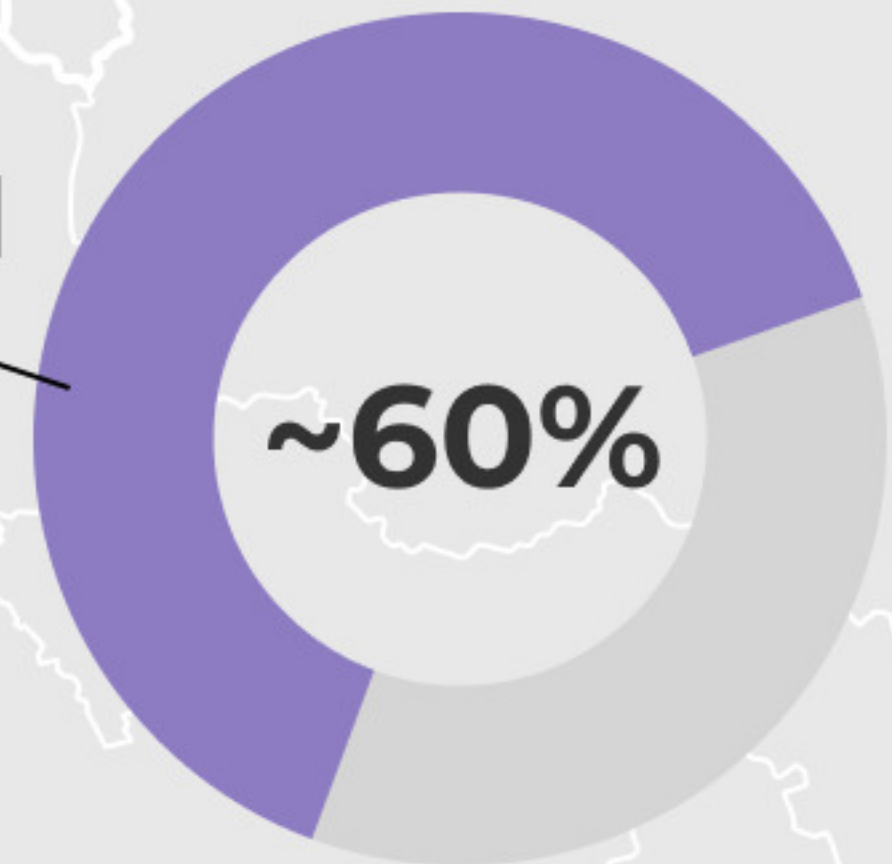


Turnover of agricultural products



over
20 billion USD
Exports of food and
agricultural products
of Ukraine, 2024

SHARE OF
EXPORTS IN
UKRAINE



4th place

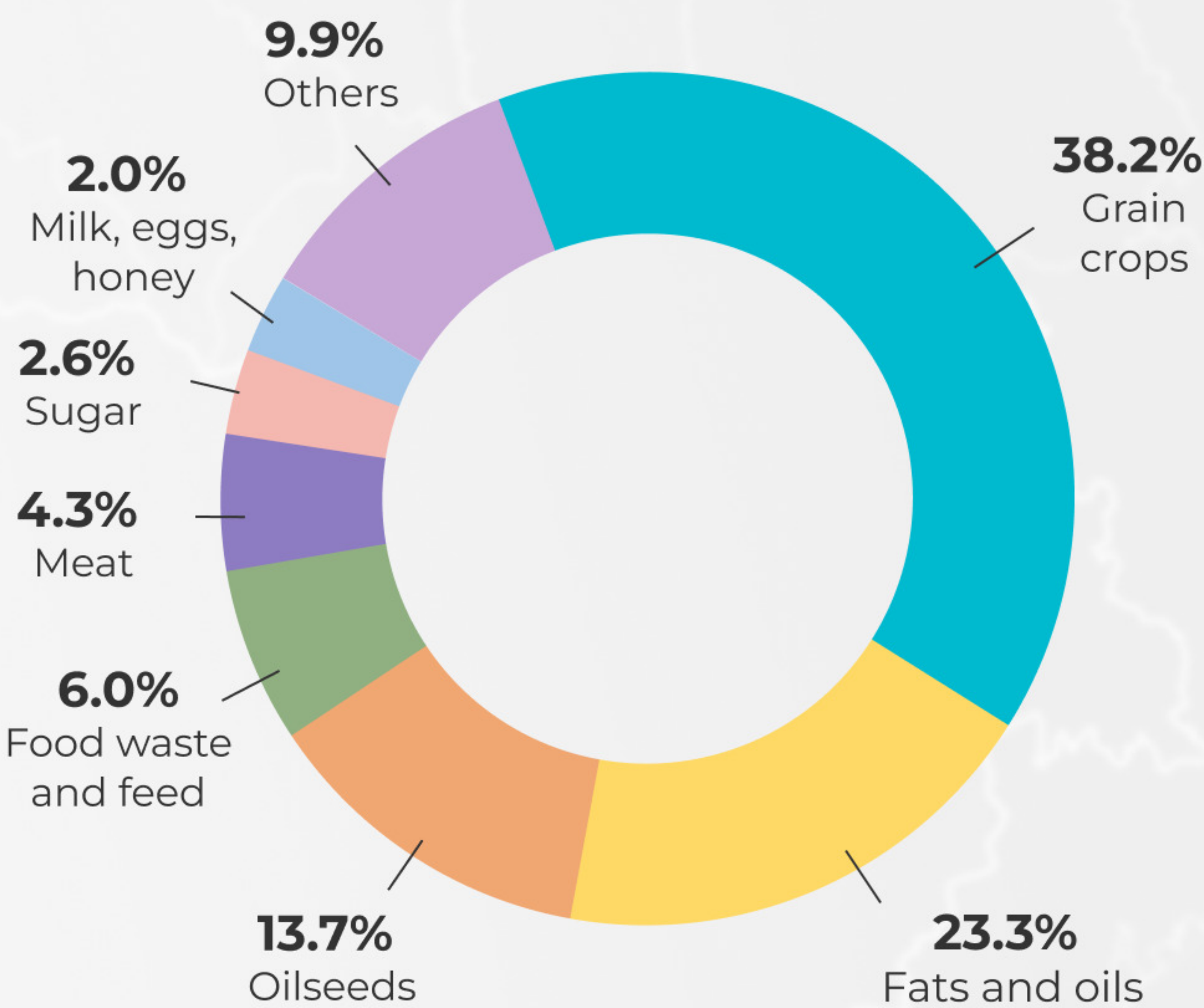
Ukraine's position among
the world's cereals
exporting countries



7.8%

of world wheat
exports are supplied
by Ukraine

Structure of agricultural exports by value, 2024



Ukraine's position in global agricultural exports, 2024

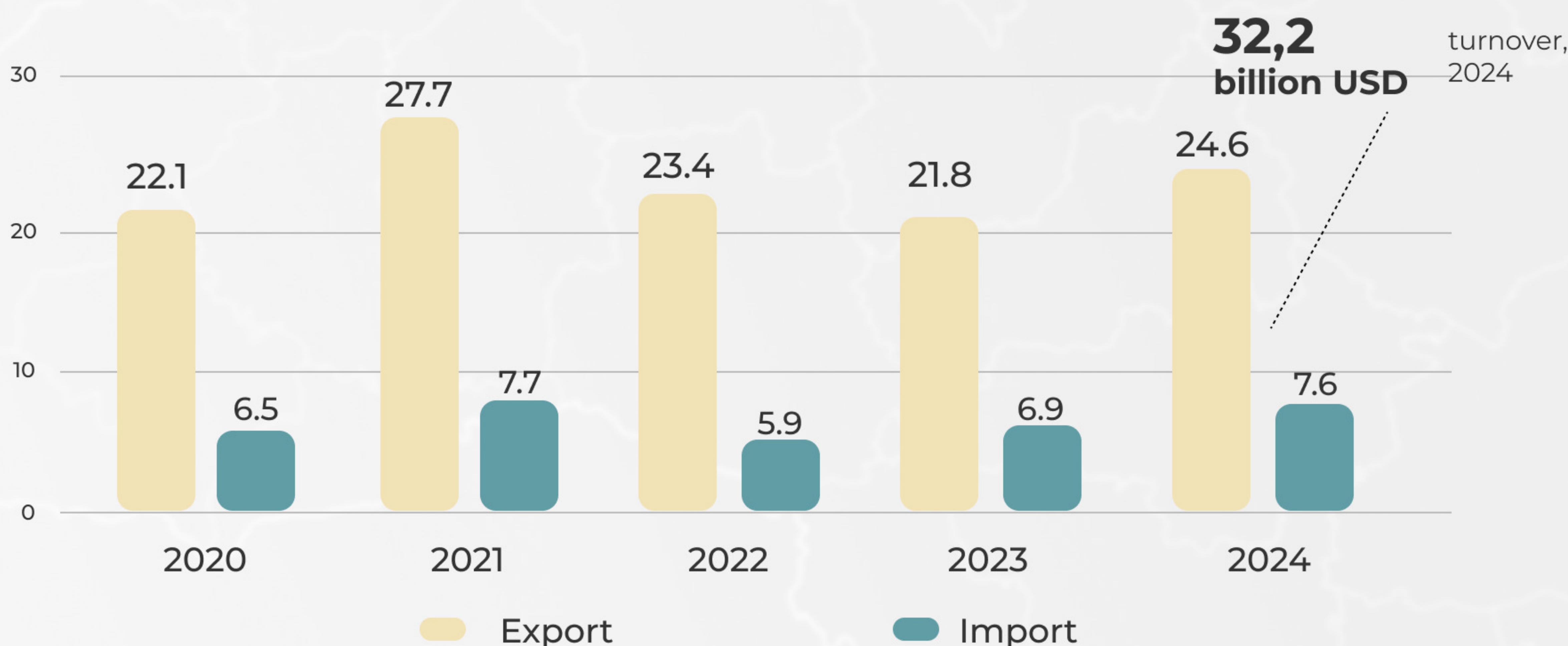
Category	Position	billion USD	%	Category	Position	billion USD	%
Sunflower oil <small>safflower or cotton-seed oil</small>	1	5.1	29.3	Barley	7	0.5	6.5
Rape seeds <small>or colza seeds</small>	3	1.8	13.3	Poultry	9	0.9	2.7
Oilcake <small>and other solid residues</small>	3	1.0	10.1	Soybean oil	9	0.3	2.6
Maize or corn	4	5.1	11.1	Vegetable products	9	0.03	2
Wheat, <small>meslin</small>	5	3,7	7.8	Grain sorghum	9	0.01	0.4
Natural honey	5	0,2	7.2	Rape, <small>colza or mustard oil</small>	11	0.2	2
Soybean oil	6	1.3	1.7	Egg products	12	0.03	1.8
Linseed	6	0.04	3.1	Buckwheat, millet	12	0.03	2.4

AGRICULTURAL SECTOR OF UKRAINE

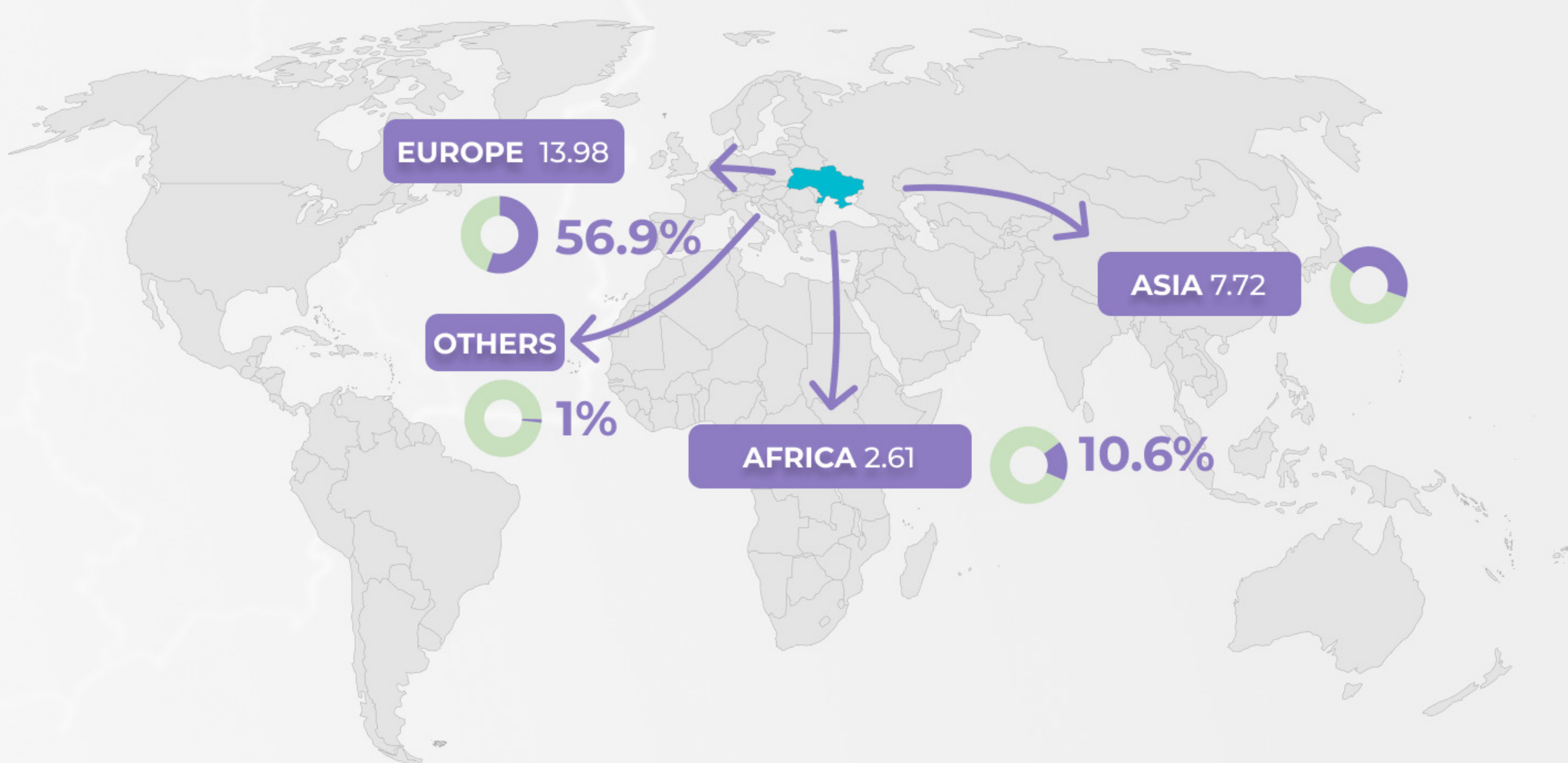


Agricultural products turnover

Food and agricultural products turnover in Ukraine, billion USD



Main importers of Ukrainian agricultural products, billion USD, 2024



EXPORTED, 2024



20.6 mln t
of wheat



29.6 mln t
of corn



6.1 mln t
of sunflower oil



78.3 mln t

total net weight of
exported products

FURNITURE INDUSTRY OF UKRAINE



Access to regional consumer markets

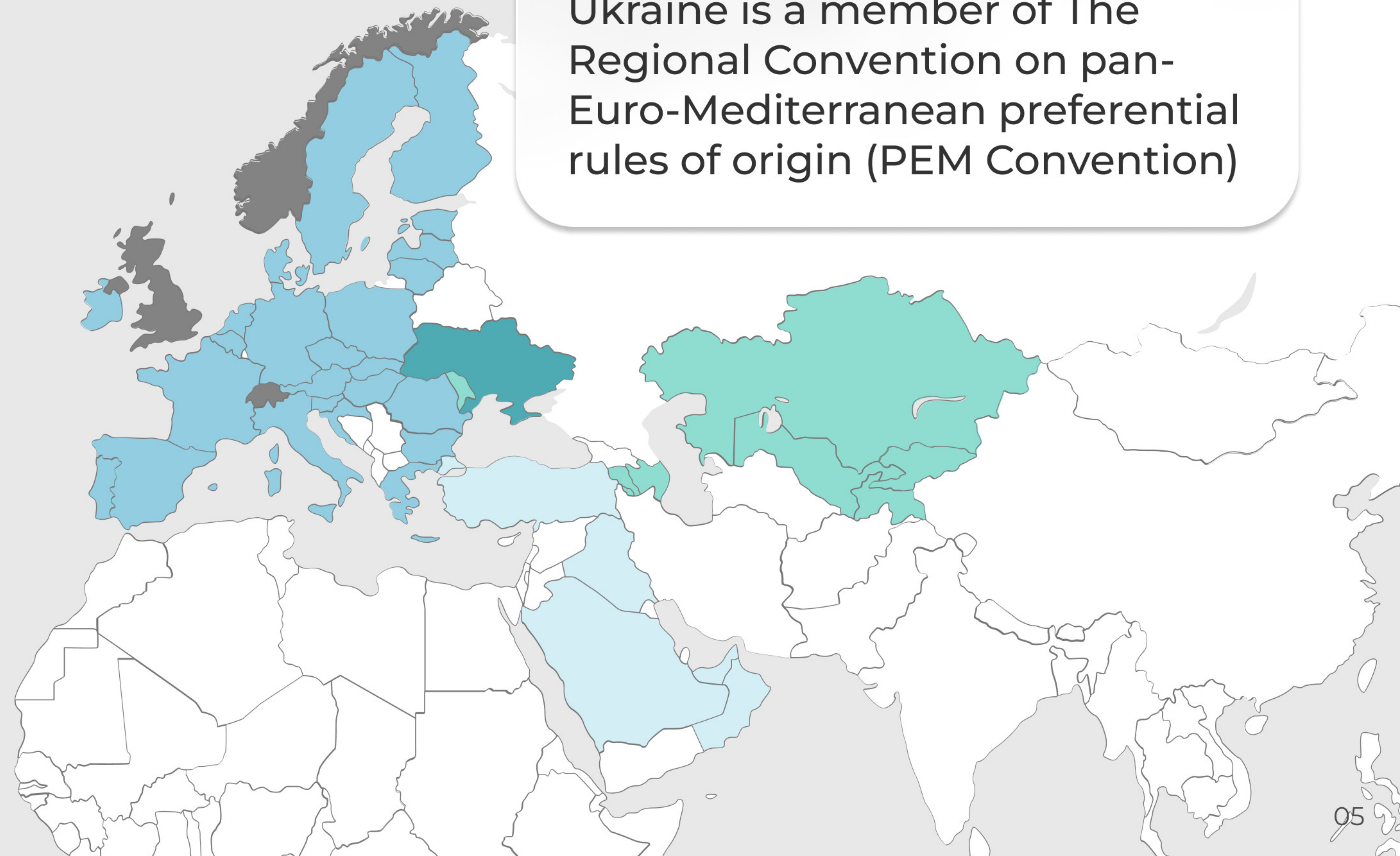
Nearly 1 bln consumer market can be reached within 2 500 miles

- ~450 mln **European Union**
- ~90 mln **CIS (selected)**
- ~500 mln **Non EU**
- ~40 mln **Ukraine**

About **6 mln** Ukrainian refugees were registered in Europe as of 1H 2024

Ukraine has 19 FTAs with 47 countries, including DCFTA with the EU

Ukraine is a member of The Regional Convention on pan-Euro-Mediterranean preferential rules of origin (PEM Convention)



AGRICULTURAL SECTOR OF UKRAINE



Losses due to full-scale invasion

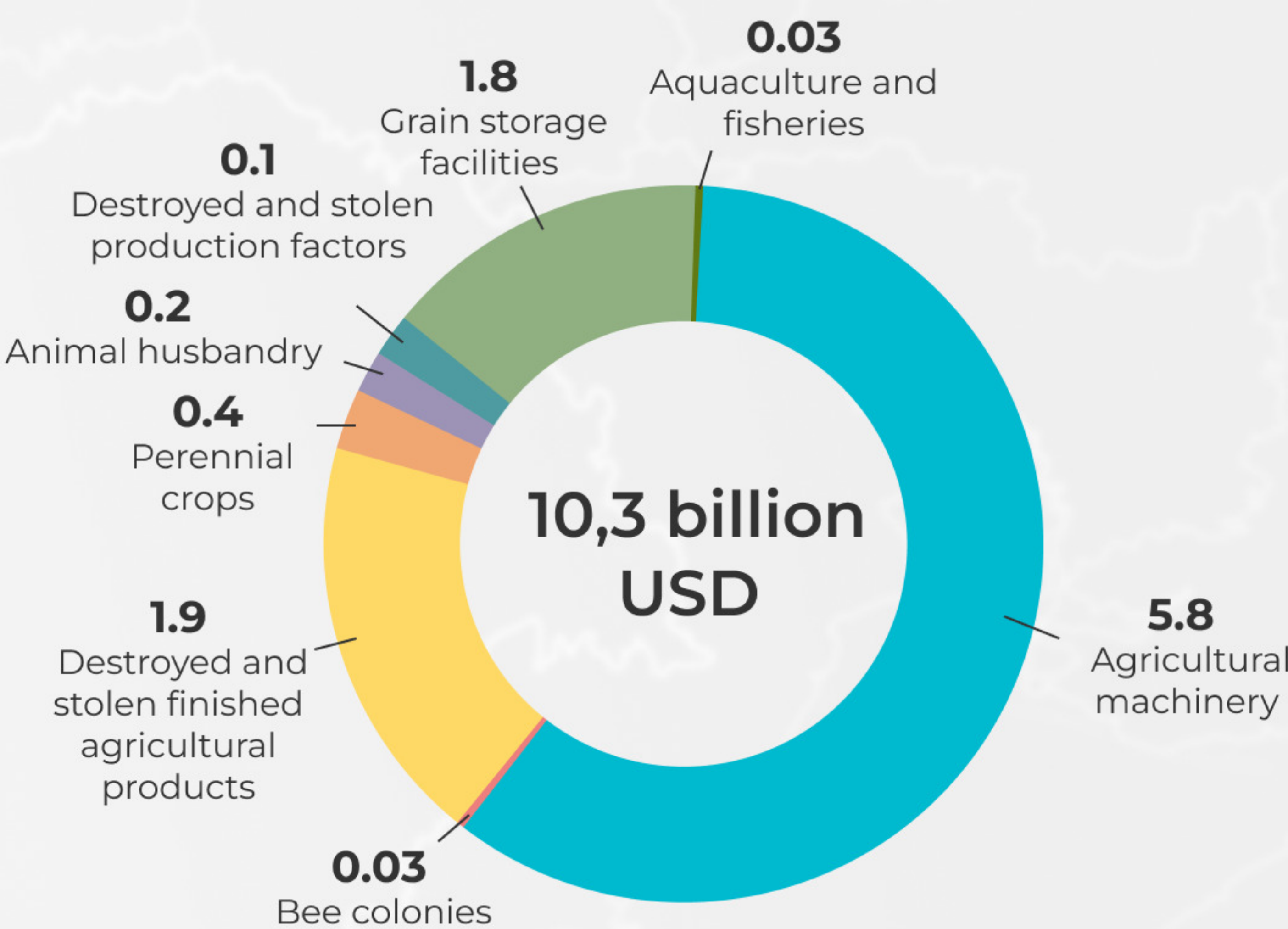
Total agricultural damages by category, 2024




10.3 billion USD

Amount of direct damages
caused to the agricultural
sector of Ukraine

Structure of damages to the agricultural sector and land resources, billion USD:

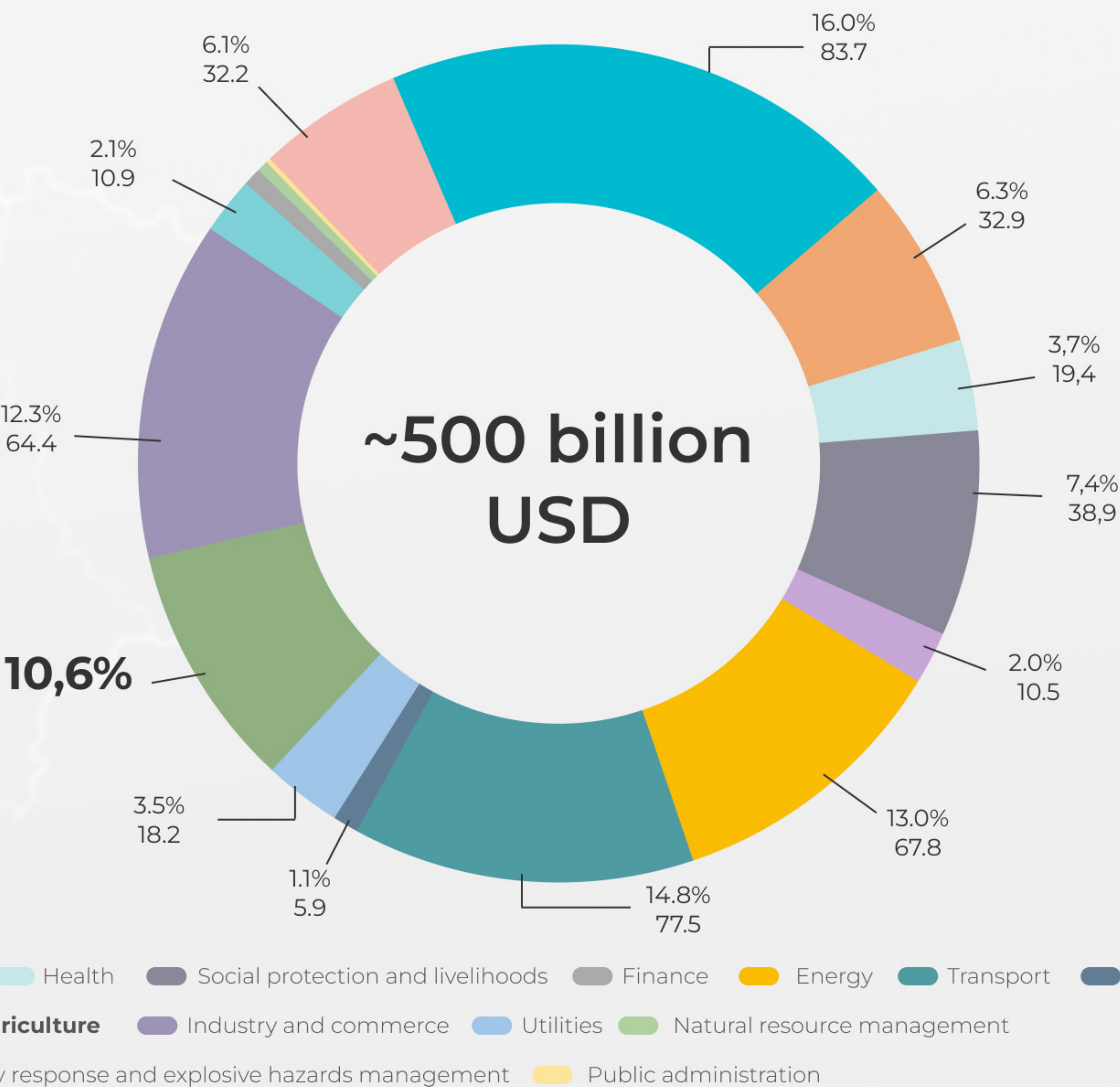


Recovery and reconstruction needs, billion USD



55.5 billion USD

in reconstruction and
rehabilitation needs



AGRICULTURAL SECTOR OF UKRAINE



Food security



Russia's full-scale invasion has significant implications for **global food security**, as Ukraine is a major supplier of agricultural products, including grain, to the world market.


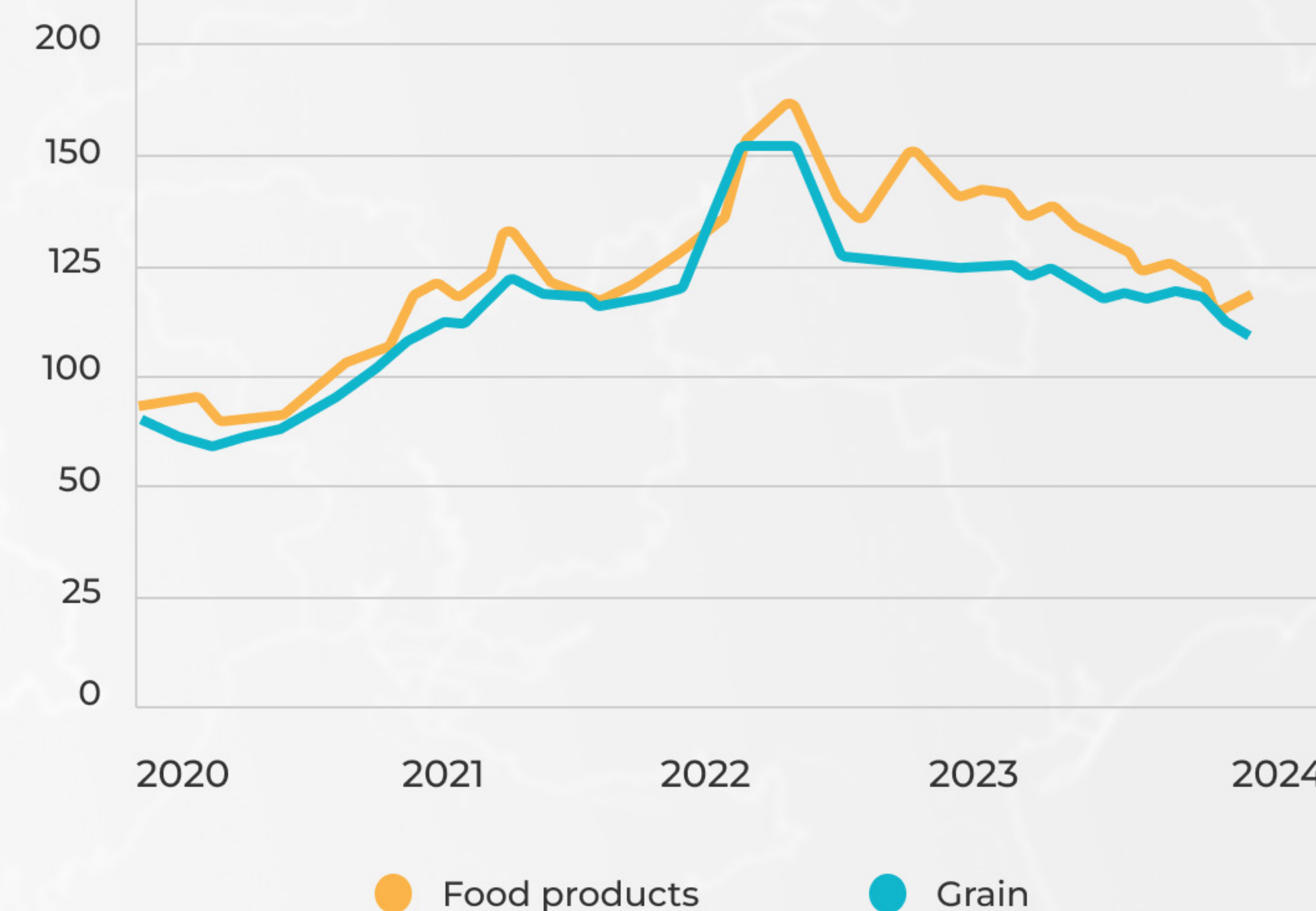
 **12-13%**

percentage increase in global food and grain prices at the end of 2023 compared to the level of December 2020

In more than
60% i3 167

countries, food inflation is higher than general inflation as of 2024 due to global crises, including the full-scale invasion of Ukraine

Commodity price indices 2020-2024



733 mln

people in the world faced with hunger in 2023



Black Sea Grain Initiative is an agreement signed on 22 July 2022 between **Turkey, Ukraine** and **russia** with the support of the **UN**, establishing sea corridors for the export of Ukrainian grain through three ports. **russia** withdrew from the agreement a year after it was signed

The **blockade of ports** on the Black Sea has led to significant difficulties in exporting grain to world markets, resulting in **lower revenues** and increased stocks of **unsold grain** in Ukraine

In 2024, the Government of Ukraine approved the **Food Security Strategy of Ukraine** until 2027

The strategy aims to stimulate the development of agricultural production, fill the food market and ensure the availability of food for all groups of the population



AGRICULTURAL SECTOR OF UKRAINE



Agricultural potential

THE SHARE OF
OF BLACK SOIL
IN UKRAINE



57%

34.2 mln ha of
Ukraine's territory

UKRAINE IS RANKED
BY THE AMOUNT OF
BLACK SOIL

6th position

in the world top

AGRICULTURAL
POTENTIAL OF
THE LAND



41.5 mln ha

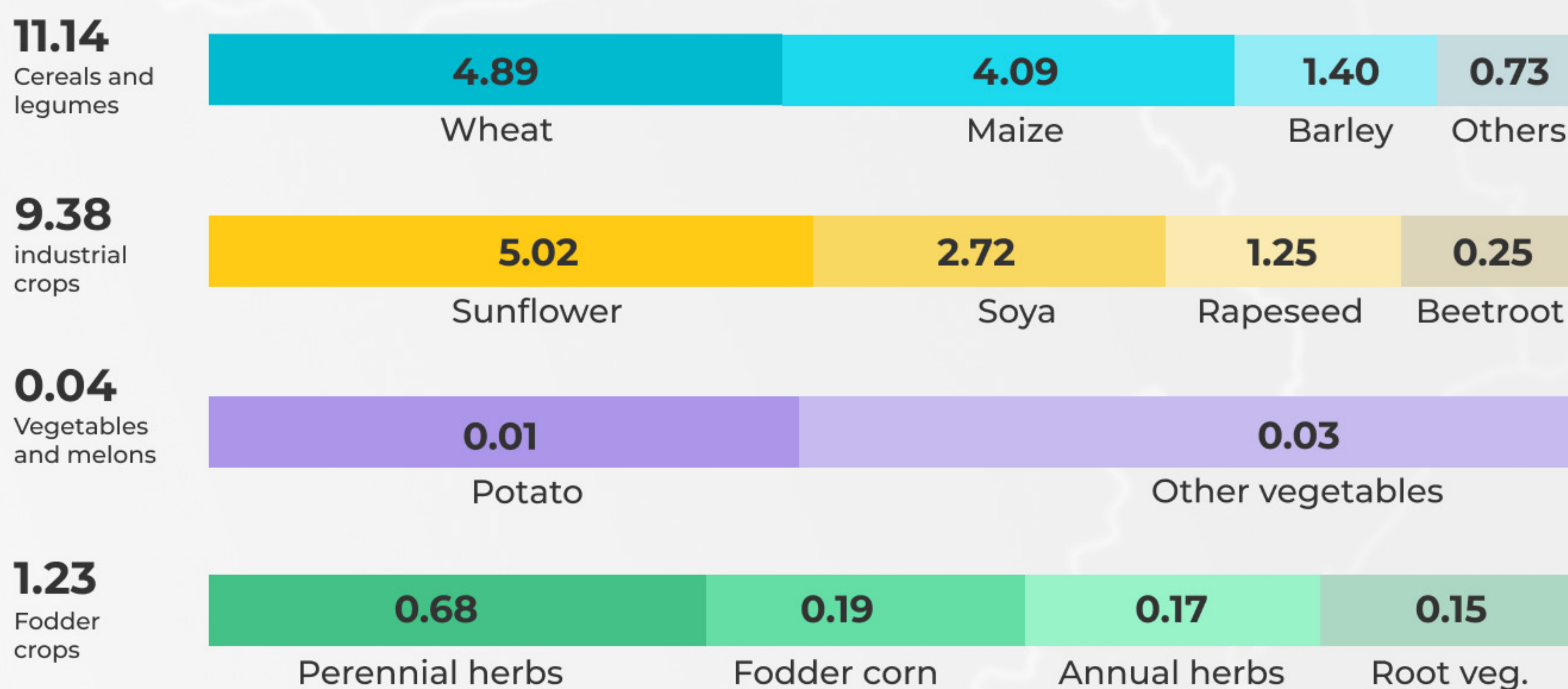
of which **20.6 mln** ha of
agricultural land

SHARE OF
AGRICULTURAL
LAND

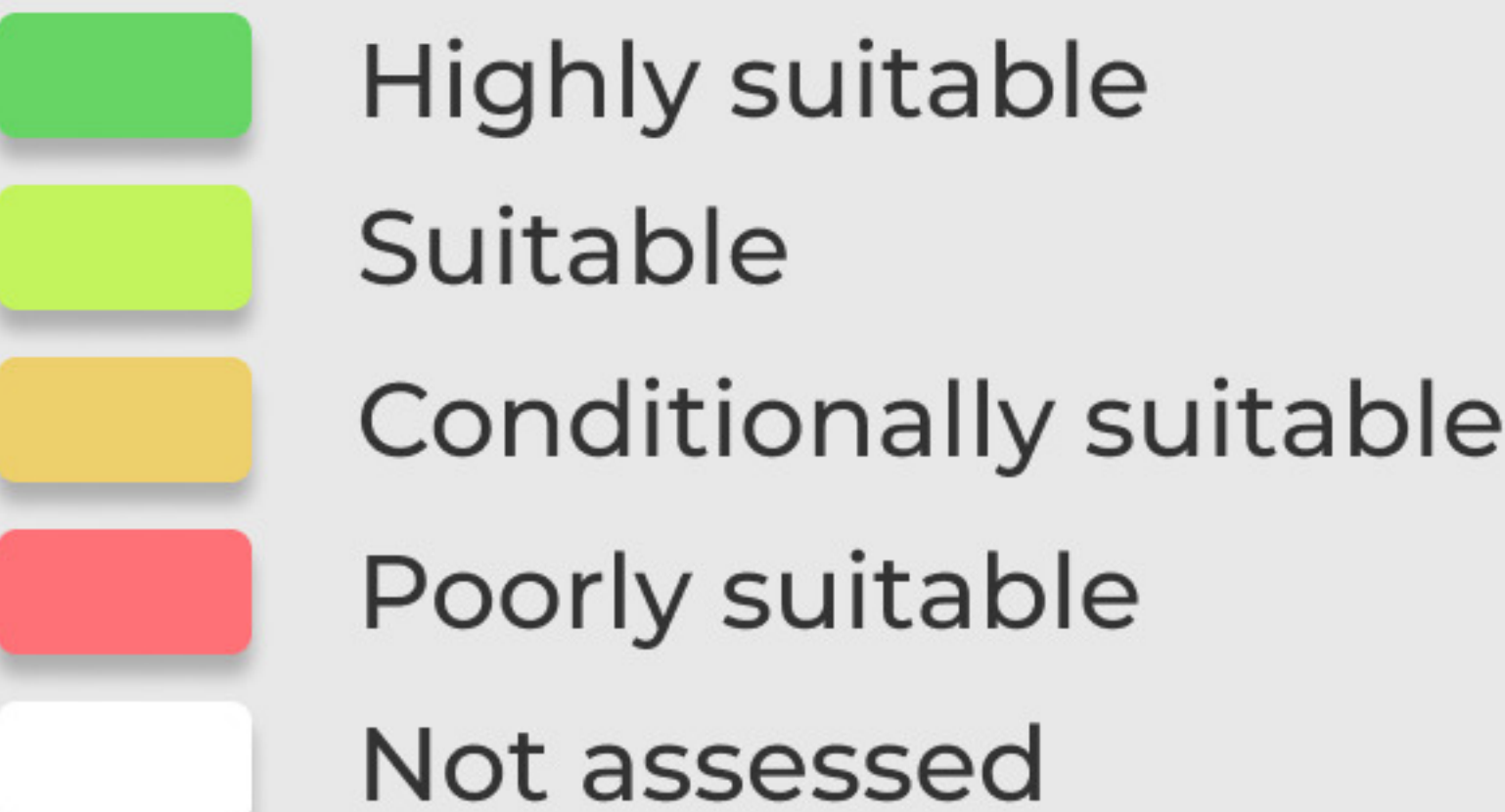
68.7%

of the total amount of
land in Ukraine

Sown areas of major crops, million ha, 2024



Soil suitability for organic farming



AGRICULTURAL SECTOR OF UKRAINE



Agricultural potential

FOOD
SUPPLY
POTENTIAL



0.6 bln

people Ukraine
can feed

HARVEST OF
GRAINS AND
OILSEEDS



over
76 mln t
in 2024

AGRI-
CULTURAL
EMPLOYEES



456 thsd

people in 2023

AVERAGE
SALARY



USD 510

per month
in the category agriculture,
agribusiness as of June 2025

5 987

Total number of graduates
with a **bachelor's** degree in
**Agricultural Sciences and
Food Technologies 2023/2024**







650

Total number of graduates
with a **master's** degree in
**Agricultural Sciences and
Food Technologies 2023/2024**



 **Agricultural
universities
of Ukraine**

-  1 National University of Life and Environmental Sciences of Ukraine
-  2 State Biotechnological University
-  3 Sumy National Agrarian University
-  4 Stepan Gzhytskyi National University of Veterinary Medicine and Biotechnology of Lviv





-  5 Bila Tserkva National Agrarian University
-  6 Dmytro Motornyi Tavria State Agrotechnological University
-  7 Mykolayiv National Agrarian University
-  8 Vinnytsia National Agrarian University
-  9 Lviv National University of Nature Management
-  10 Polissia National University

AGRICULTURAL SECTOR OF UKRAINE



Animal husbandry

Amount of farm animals, mln. heads, 2024

Cattle,		2,2
incl. cows		1,3
Pigs		5,1
Sheep and goats		0,91
Poultry		184,7

Production of main types of livestock products, 2023

Pork	638 thsd t
Poultry	1318 thsd t
Beef	257 thsd t
Milk	7 430 thsd t
Eggs	11 379 thsd units

Consumption of main types of livestock products, 2023

Pork	677 thsd t
Poultry	947 thsd t
Beef	239 thsd t
Milk	7 001 thsd t
Eggs	8 761 thsd units

AGRICULTURAL SECTOR OF UKRAINE



Agroprocessing



The Law on State Support of Investment Projects with Significant Investments in Ukraine classifies **agroprocessing** as a **priority industry** and state support is envisaged of 30% of CAPEX

Food processing industry's share in the agricultural sector, 2022



22,7%

in the structure of
gross value added



37,2%

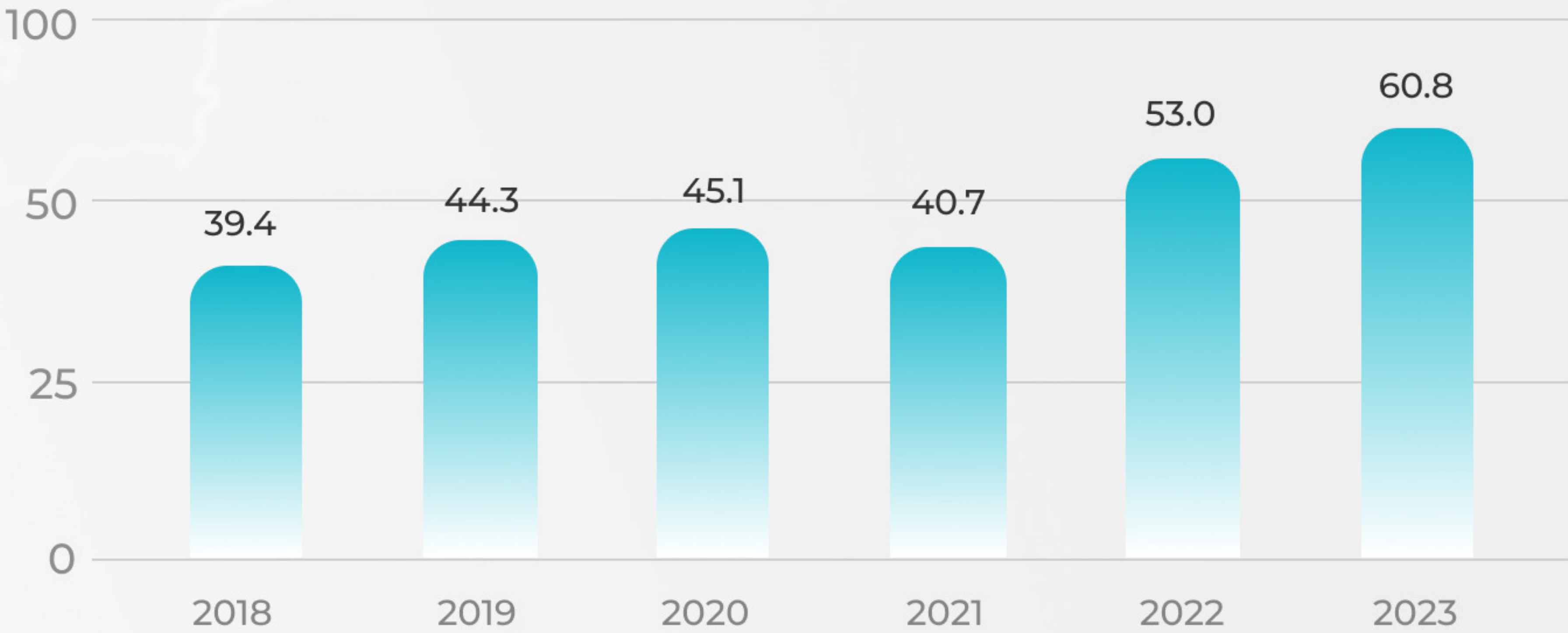
in the structure of
total exports

Raw materials	
Category	Cost, 1 t/ USD thsd
Meat	2.2
Milk, whey	1.7
Vegetables, fruits, nuts	1.0
Grains	0.2
Oil plants	0.5
Sugar	0.8

Increase in product costs	
↗	45%
↗	217%
↗	40%
↗	200%
↗	160%
↗	150%

Processed products	
Category	Cost, 1 t/ USD thsd
Meat products	3.2
Butter, cheeses	5.4
Fruit & Veg products	1.4
Flour	0.6
Oils	1.3
Sugar products	2.0

Food industry products and processing of
agricultural raw materials, %
in exports of agricultural products (1-24 UCG FEA)

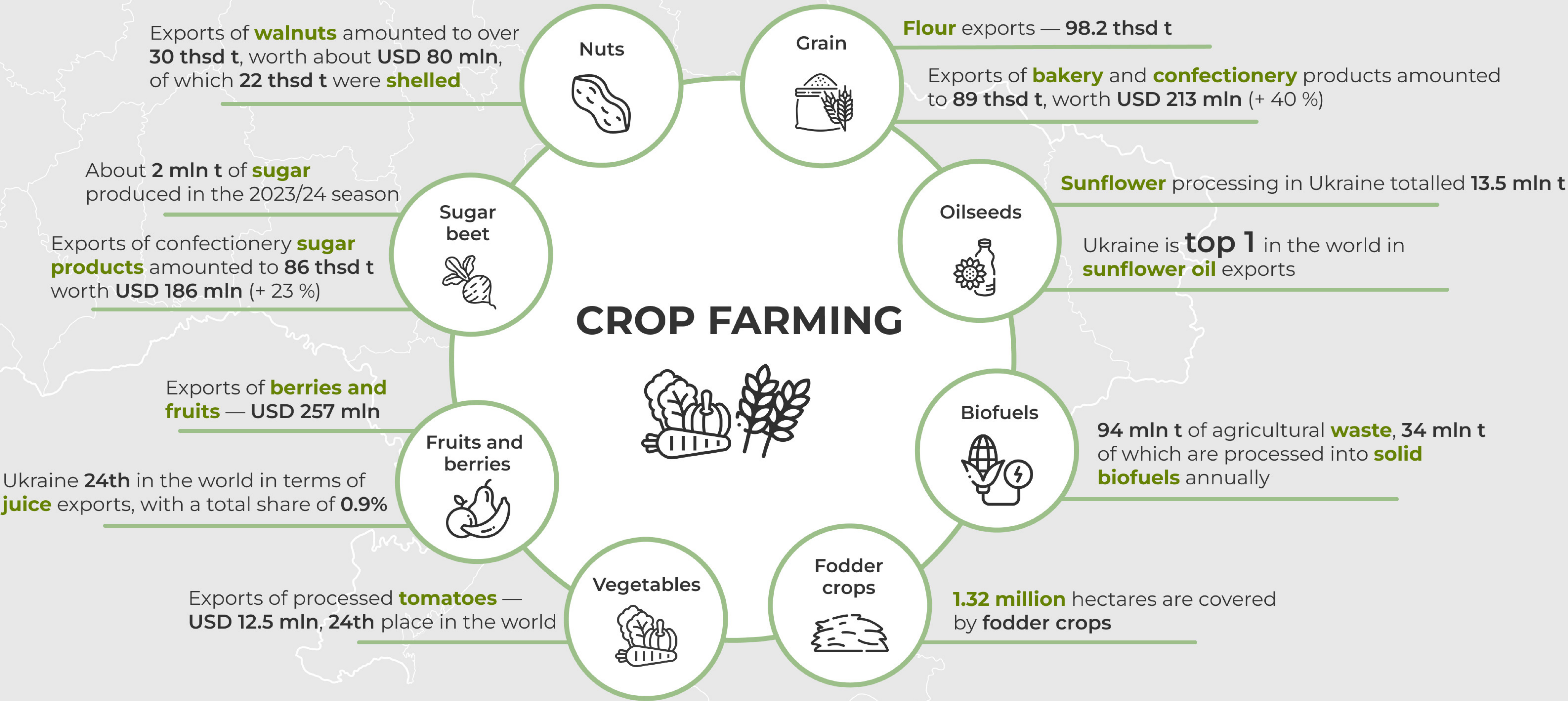


AGRICULTURAL SECTOR OF UKRAINE



Exports of agroprocessed products: crop production

Processing of plant raw materials in Ukraine, 2023

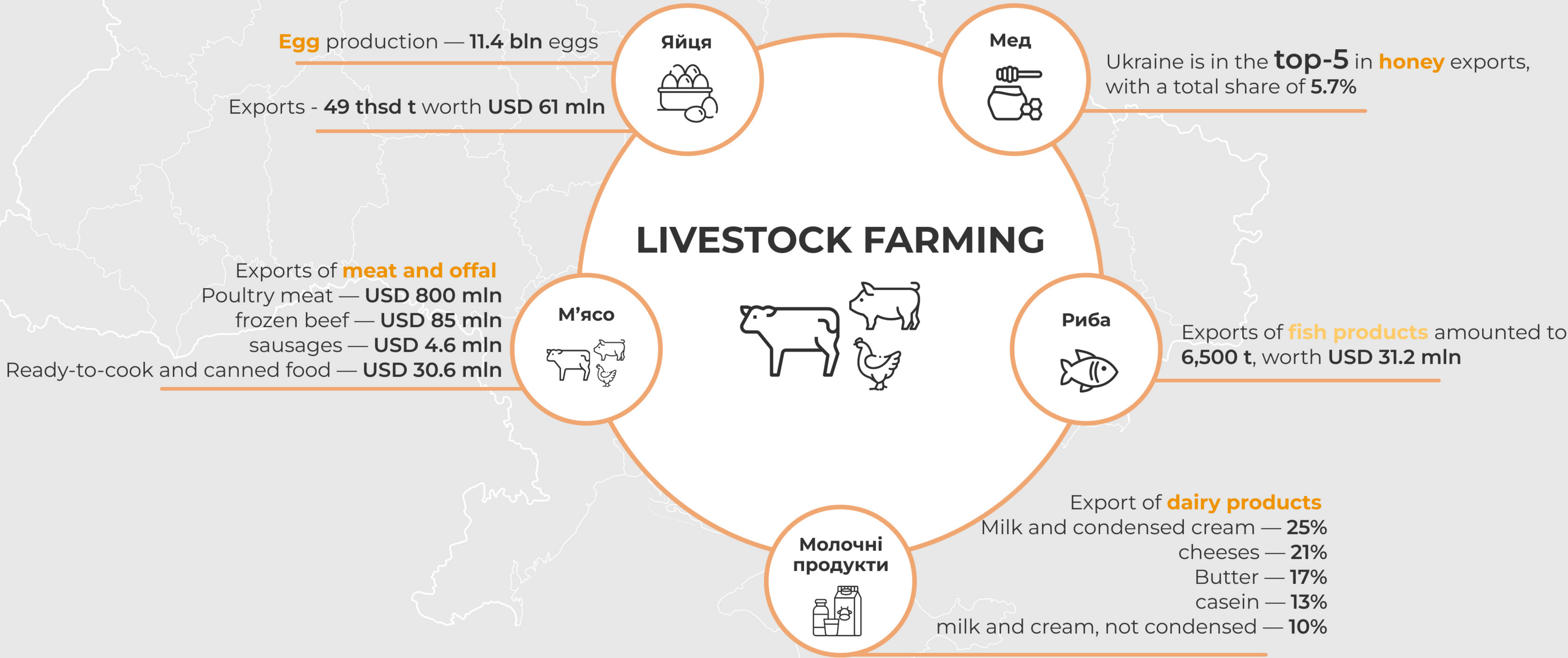


AGRICULTURAL SECTOR OF UKRAINE



Exports of agro-processed products: livestock

Processing of animal raw materials in Ukraine, 2023



AGRICULTURAL SECTOR OF UKRAINE




Start-ups and innovations



AgriTech is one of the priority sectors of innovation in Ukraine according **to the official state strategy for digital development of innovations until 2030**

Innovative technologies of the Ukrainian agricultural sector

-  electronic field maps
-  heading indicators/ autopilots
-  GPS monitoring (trackers) and fuel control sensors
-  satellite maps
-  drones (sprayers, deminers, unmanned harvesters)
-  weather stations and soil moisture sensors
-  forecasting programs (pests, diseases), and farm management systems

+3% to GDP

Economic efficiency of the
AgriTech sector
(up to 11.7% in 2022)

Top 1 or 40%

share of the Ukrainian
market of spraying drones
in Europe in 2012

Using Agrodrones in Ukraine 2021-2023



**3.1
mln ha**

was processed
using agrodrones
in 2021-2023



reduced the amount of **fuel** used by **17.05 mln l**



reduced **carbon** emissions by **43.4 thsd t**



increased the **harvest** by **486.7 thsd t**



reduced water consumption by **620 thsd t**

AGRICULTURAL SECTOR OF UKRAINE

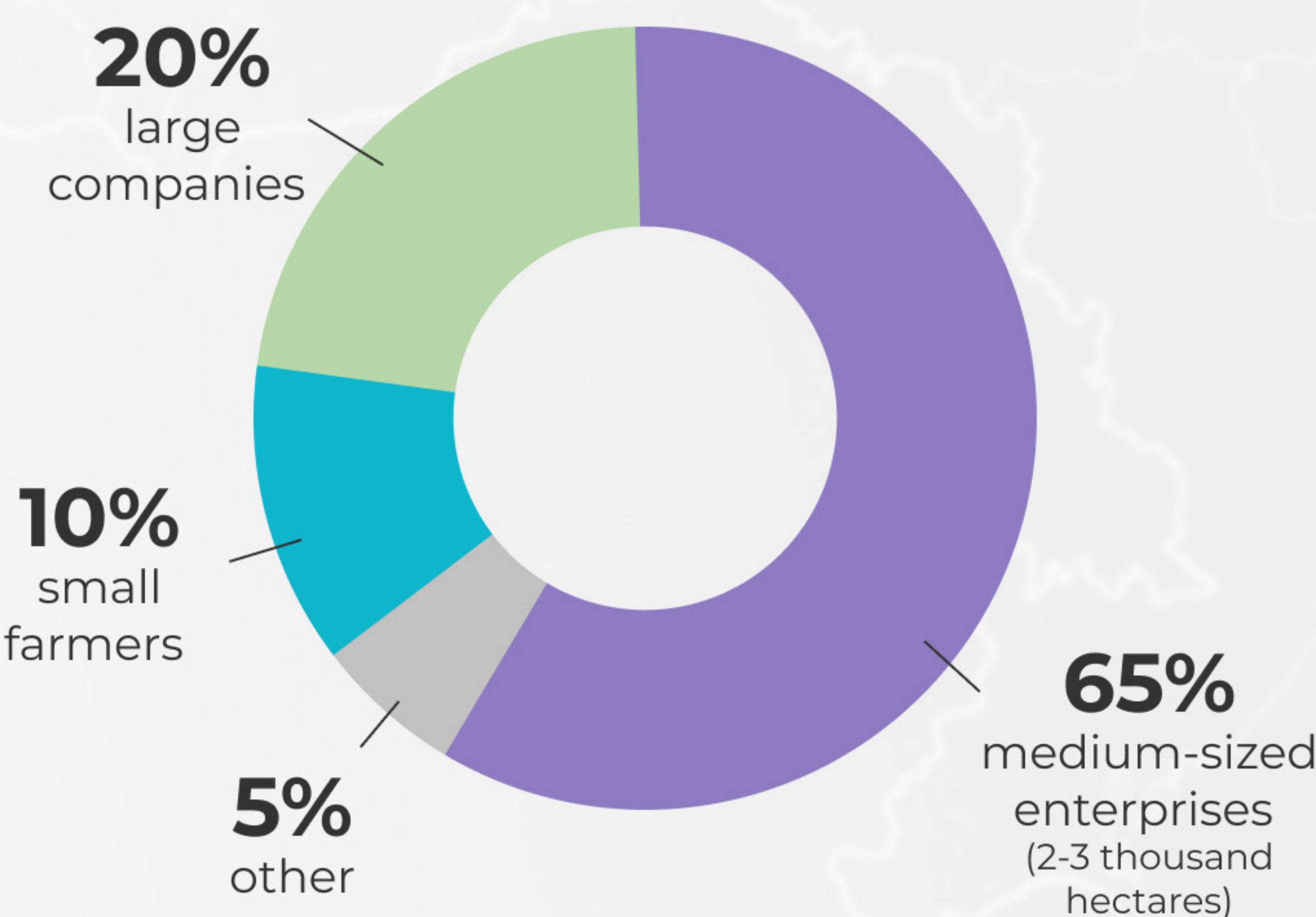


Land management structure

In 2021, Ukraine launched an agricultural **land market** for the free sale and purchase of land plots

- for individuals who are **citizens of Ukraine** in the amount of no more than 100 ha per person
- since 2024, as part of the second stage of the land reform, also for **legal entities**, and the permitted area has increased to **10 thsd ha** of land (legal entities account for 20% of all land market participants*)

Distribution structure of the state farm land in Ukraine by type of farm



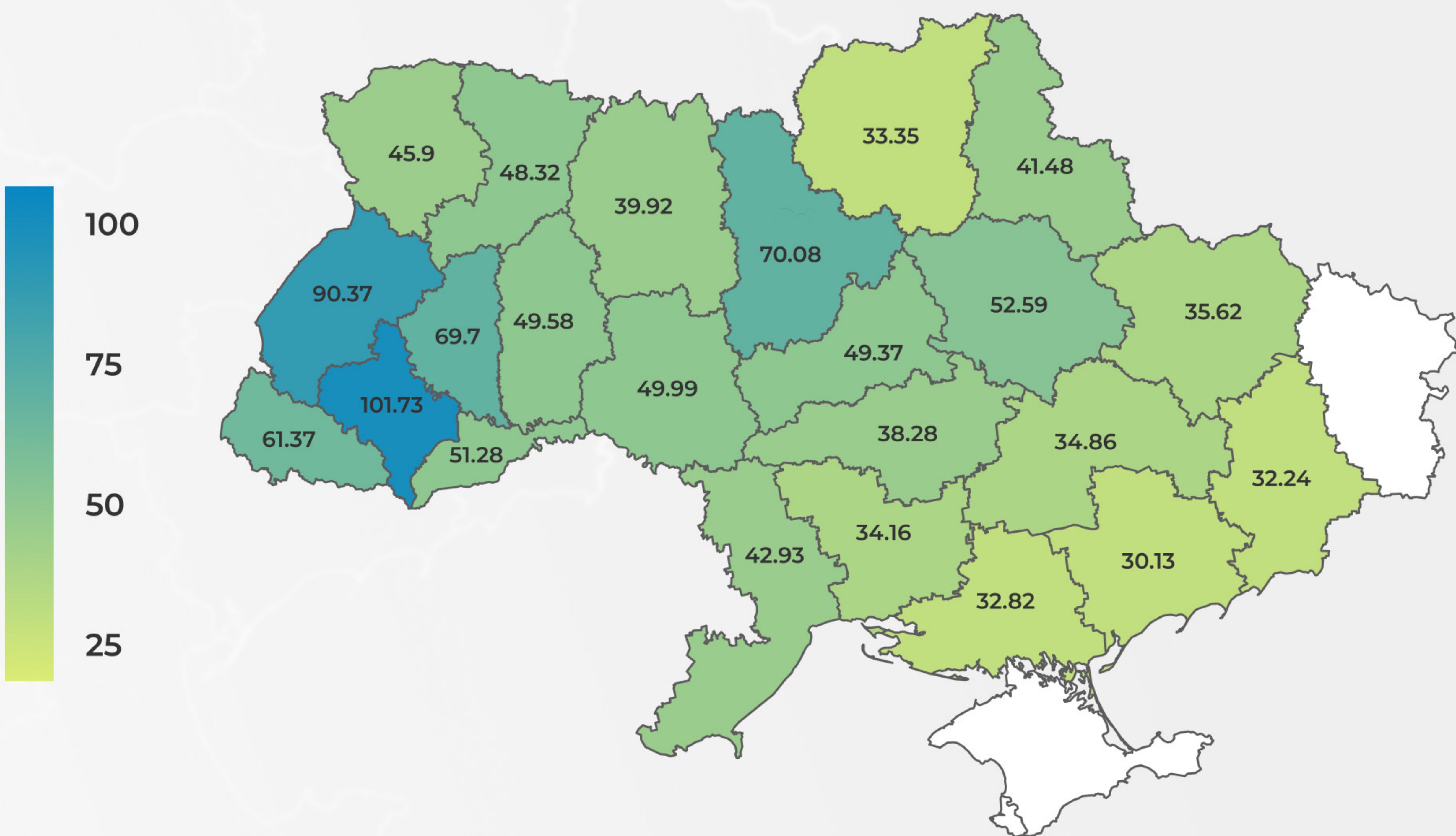
Agricultural land market statistics*

227,5
thsd transactions
land trade*

510,8
thsd ha
area*

1.24%
total amount of agricultural
land in Ukraine*.

Cost of agricultural land, thsd UAH, 2024



AGRICULTURAL SECTOR OF UKRAINE



Investment climate*

Top-5 Ukrainian companies in the agricultural sector**



Kernel

Oilseed crop cultivation and processing
Number of employees: over 10 thsd



MHP

Chicken meat production, grain cultivation
Number of employees: over 30 thsd



UkrLandFarming

Grain and oilseed cultivation, livestock farming
Number of employees: over 10 thsd



Eridon

Distribution of plant protection products, seeds, fertilizers
Number of employees: over 500



Astarta

Oilseeds processing
Number of employees: over 7 thsd

Top-5 Ukrainian food companies**



Roshen

Confectionery production
Number of employees: over 10 thsd



Obolon

Beer and non-alcoholic beverages production
Number of employees: over 2 thsd



Milk Alliance

Dairy products production
Number of employees: over 2 thsd



Interstarch

Production of processed products from corn and wheat
Number of employees: over 100



Shedro

Oil, fats, sauces production, etc.
Number of employees: over 1 thsd

INVESTMENT INCENTIVES



State support

Forms of state support:

- special budgetary subsidies
- partial reimbursement of borrowed funds

State program 'Affordable Loans 5-7-9'

- simplified conditions for obtaining loans from banks for small and medium-sized businesses
- Loans of up to **UAH 90 mln** at an interest rate of **5-9%** per annum

Types of state support by direction



special budget subsidy for existing **bee** colonies



partial reimbursement of the cost of breeding **animals** purchased for further reproduction



partial reimbursement of the cost of construction and/or reconstruction of **livestock farms and complexes**, fish farms, milking parlours, and agricultural processing enterprises



partial reimbursement of the cost of construction and/or reconstruction of **grain storage and processing** facilities



special budgetary subsidy for keeping **goats** and **sheep**



special budget subsidy for **cow** growth



repayment of **budgetary payables** under the programme 'State support for the development of livestock and agricultural processing'



25% compensation for agrarians for **agricultural machinery and equipment** of Ukrainian production, the share of localisation of which exceeds 60%

INVESTMENT INCENTIVES

Significant investments



REQUIREMENTS FOR INVESTMENT PROJECT



12+ EUR mln
of investment



10+
of new jobs



up to 5 years***
of project
implementation



**construction,
modernization**
technical and/or
technological
reequipment of objects

FORMS OF SUPPORT



CIT exemption*
(for 5 years by
choice)



**Exemption from
VAT**
for importing new
equipment and
components to it **



Exemption from **import
duties** for new
equipment
and components to it **



Construction/compensation
for built **engineering and
transport infrastructure**
(highways, communication
lines, utilities, etc.).



Lease of **state or
communal land
plots without
land auctions**



Compensation for **costs
of connection to
engineering and
transport networks**



**Land tax exemption/
reduced land tax
rates**



Exemption from
compensation **for
losses of forestry
production**

AMOUNT OF SUPPORT

up to **30%**
CAPEX



**For more detailed information,
we recommend paying
attention to the following
regulatory acts**



* Not applicable to projects in the field of extraction for the purpose of further processing and/or enrichment of natural resources.
** List and volume of equipment is approved by the CMU for each project.
*** The applicant, not earlier than 18 months before the date of submission of the application to the authorized body, may make investments in investment facilities in the amount not exceeding 30% of the total amount of significant investments required for the implementation of an investment project with significant investments

INVESTMENT INCENTIVES

Industrial parks

The implementation of investment projects on the territory of industrial parks does not exclude the opportunity to receive additional incentives, in particular, provided for by the Law of Ukraine "On State Support for Investment Projects with Significant Investments" or the legal regime of Diia.City.



non-refundable financing for arranging an industrial park and/or construction of related infrastructure facilities* **up to UAH 150 million****



exemption from compensation for losses of **forestry production*****



full or partial compensation of interest rates on loans for arranging an industrial park, carrying out economic activity****



compensation for connecting 1 to engineering and transport infrastructure **up to UAH 150 million** (during martial law - only to power grids 2)



exemption from **real estate tax** for industrial buildings



land tax exemption / **reduced** land tax rates



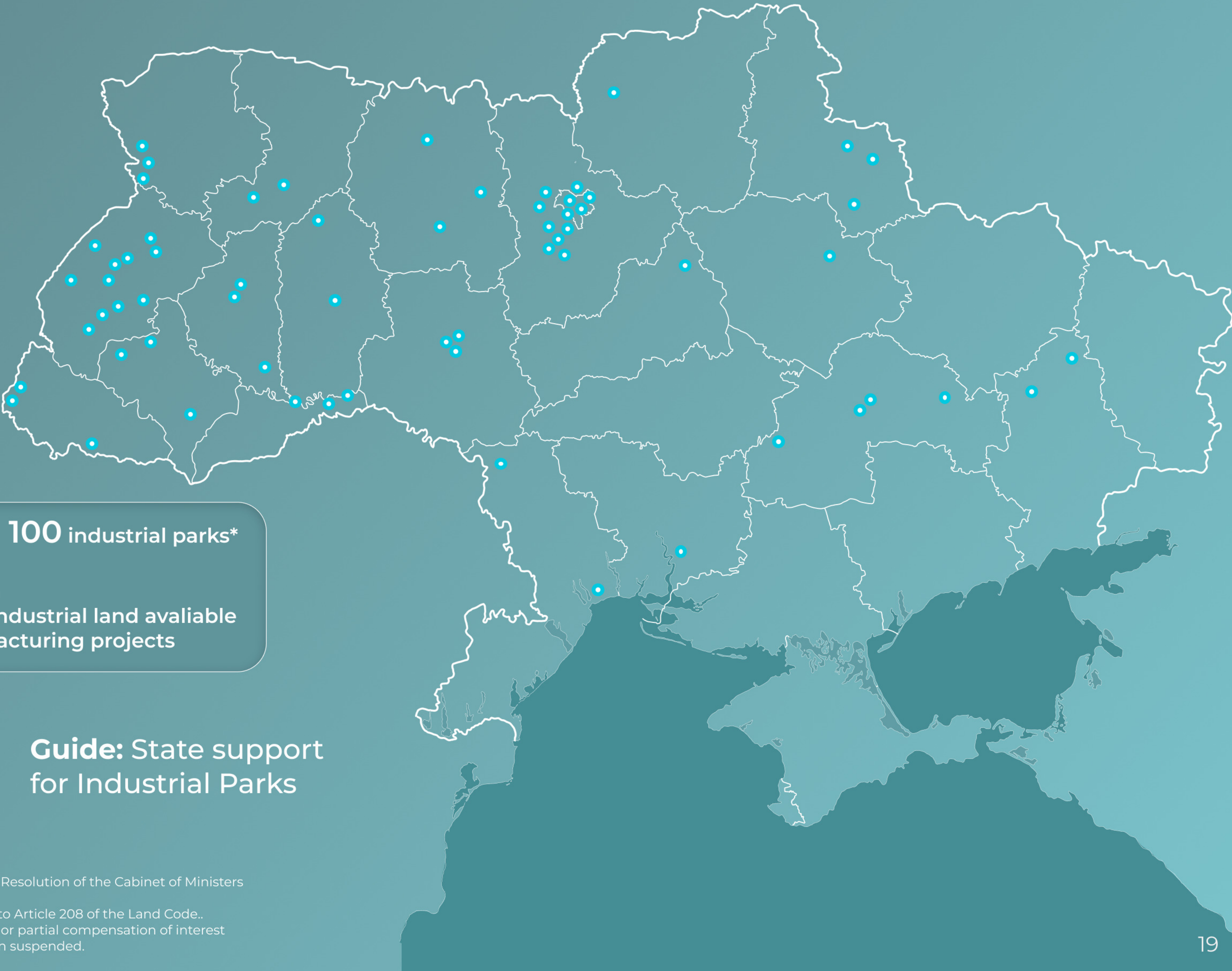
CIT exemption for 10 years (only if reinvestment)



exemption from **import duties** for new equipment



VAT exemption for importing new equipment



more than **100** industrial parks*

2500+ ha
of zoned industrial land available
for manufacturing projects



**Guide: State support
for Industrial Parks**

* - Provided to managing companies and initiators of creation of industrial parks.

** - According to the Procedure for the provision of funds for the arrangement of industrial parks, approved by the Resolution of the Cabinet of Ministers of Ukraine dated June 4, 2024 No. 644.

*** - Regarding the use of land plots with a change in purpose for the establishment of industrial parks according to Article 208 of the Land Code..

**** - During the period of martial law and for six months after it ends or canceled, the Procedure for providing full or partial compensation of interest rates on loans for the establishment and/or implementation of economic activities within industrial parks has been suspended.

PROJECTS AFTER 24.02.22



* - the company continues to cooperate with russia and pay taxes to the terrorist country

INVESTMENT INSURANCE



A formalized agreement on the implementation of the investment insurance mechanism for foreign investments: **2022**
Annual rate: **2-3%**
Insurance period: **10 years**
Coverage of the amount of losses: **up to 90%**
Sure Trust Fund: USD 110 mln, goal - USD 330 mln



Law No. 9015 "On Amendments to the Law of Ukraine "On financial mechanisms for stimulating export activity" regarding insurance of investments in Ukraine against military risks": **2023**
Annual rate: **0.49% - 8.05%**
Insurance amount: **UAH 200 mln**
Insured for 5 months in 2024: **UAH 2.93 bln**



Property insurance against war risks: **2024**
Implemented cases: **Grain elevators**




Ship insurance in the Black Sea: **2023**
Containers with grain, iron ore, and steel, electrical equipment, fodder
Annual rate: **0.75%**
Coverage amount: **USD 50 mln**



Memorandum on coverage of American, international and Ukrainian investments in Ukraine: **2023**
Coverage of the amount of losses: **up to 85%**
Insurance for SMEs: **USD 50 mln**
Insurance of the agricultural sector, manufacture: **USD 300 mln**



22 export-import agencies: Germany, WB, USA, Japan, Canada, Italy, Poland, Norway, Slovakia, France, Bulgaria, Estonia, Latvia, Lithuania, Czech Republic, Austria, UAE, Portugal, Spain, Sweden, Finland, Denmark
Volume of the collected fund: **EUR 1 bln**



UkraineInvest
Guide

YOUR INVESTMENT MATTERS



+38 098 567 88 99



info@ukraineinvest.gov.ua



www.ukraineinvest.gov.ua/en



Muzeinyi Ln, 12 Kyiv, Ukraine, 01008