

# VINNYTSIA

## REGION OVERVIEW

April 2021

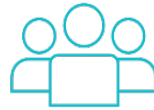
# LOCATION



# HUMAN CAPITAL

**UkraineInvest**  
Your Investment Matters

## POPULATION IN THE REGION



**1.5M**

3.68% of total population  
in Ukraine

## AVAILABLE WORKFORCE



**688K**

4.1% of total workforce in  
Ukraine

## UNEMPLOYMENT RATE



**11.0 %**

Average in  
Ukraine – 9.9%

## AVERAGE SALARY



USD **382**

Average in Ukraine  
– USD 430

## EDUCATION



**8**

Universities

**13**

Technical schools

Number of R&D personnel

**324**

researchers

**74**

technology

**83**

support staff

## MAJOR UNIVERSITIES



Vinnytsia National  
Technical University



Vinnytsia National  
Medical University



Vasyl Stus Donetsk  
National University

# BUSINESS PROFILE

4.7  
billion

\$

REGIONAL GDP  
3.3% of Ukraine's GDP

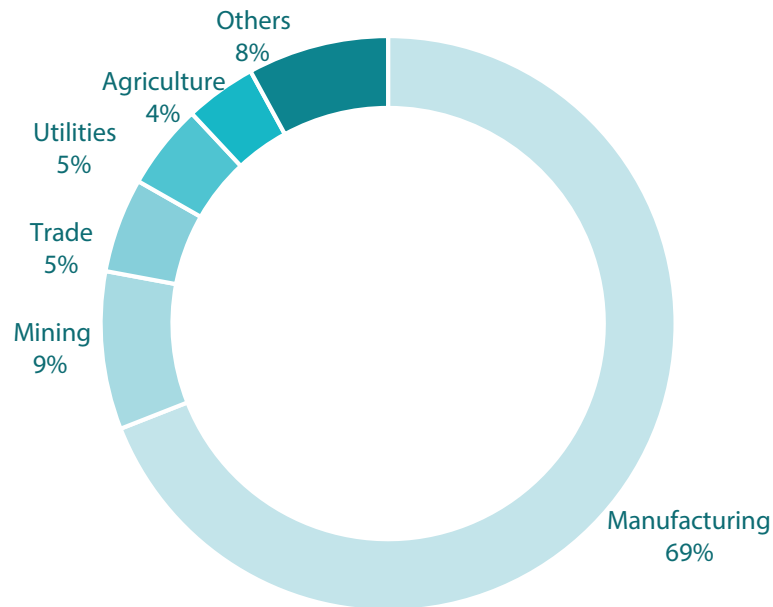
476  
million

FDI STOCK  
1.0% of Ukraine's FDI stock

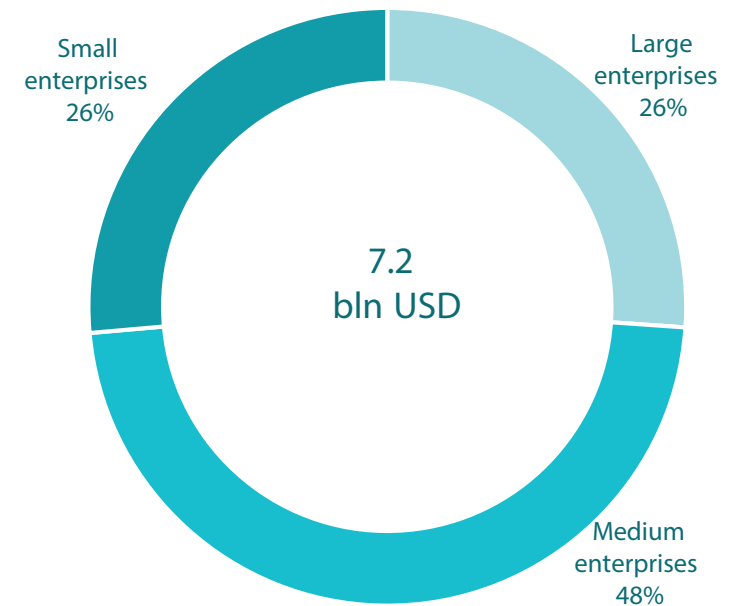
1.3  
billion

EXPORT  
2.8% of Ukraine's export

FDI by sector



Volume of goods and services sold



## SECTORAL SPECIALIZATION



- Wood processing (floors and furniture)
- Food processing incl. beverages, confectionery etc
- Automotive (electric wiring)
- Agro (cattle breeding and crops )



## NATURAL RESOURCES

- Granite
- Marl
- Kaolin
- Sand
- Gypsum
- Chalk