

# CHERNIHIV

## REGION OVERVIEW

Apri 2021

# LOCATION

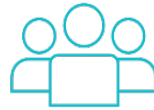
**UkraineInvest**  
Your Investment Matters



# HUMAN CAPITAL

**UkraineInvest**  
Your Investment Matters

POPULATION  
IN THE REGION



**0.9M**

2.3% of total  
population in Ukraine

AVAILABLE  
WORKFORCE



**449K**

2.7% of total workforce in  
Ukraine

UNEMPLOYMENT  
RATE



**12.3 %**

Average in  
Ukraine – 9.9%

AVERAGE  
SALARY



USD **346**

Average in Ukraine  
– USD 430

EDUCATION



**6**

Universities

**3**

Technical schools

Number of R&D personnel

**218**

researchers

**31**

technology

**269**

support staff

## MAJOR UNIVERSITIES



Chernihiv National  
University of  
Technology



Taras Shevchenko  
National University  
"Chernihiv Collegium"



Chernihiv Institute of  
Information, Business  
and Law

# BUSINESS PROFILE

2.8 \$  
billion

REGIONAL GDP  
2% of Ukraine's GDP

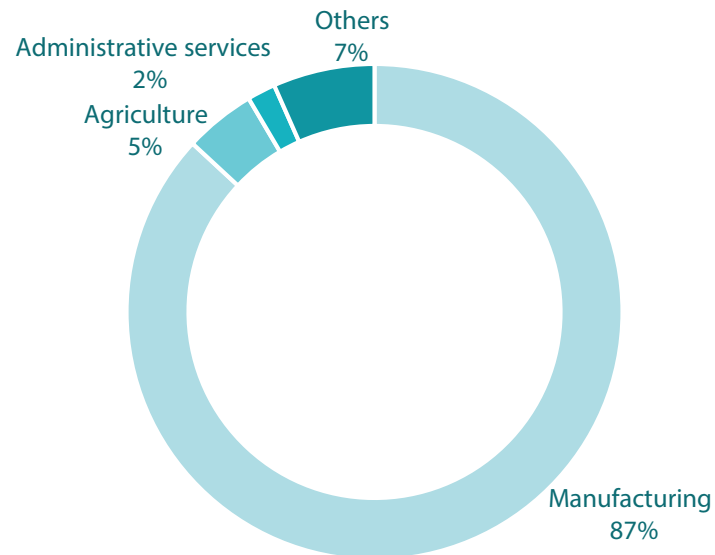
478 \$  
million

FDI STOCK  
1% of Ukraine's FDI stock

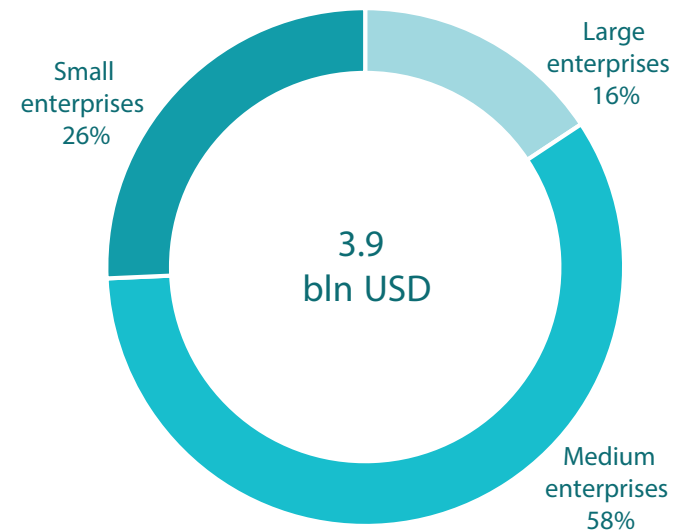
0.8 \$  
billion

EXPORT  
1.8% of Ukraine's export

FDI by sector



Volume of goods and services sold



## SECTORAL SPECIALIZATION

- Machine -building (electronic & optical devices, medical equipment, machines for agricultural)
- Chemical & petrochemical (refined products, plastics)
- Light industry (woolen & semi-woolen fabrics, shoes)
- Construction & woodworking (parquet, wood products, wallpaper, paints, construction mixtures)
- Food industry (dairy, butter, alcohol, pasta, beverages)



## NATURAL RESOURCES

- Oil & gas
- Cement raw materials
- Glass sand
- Expanded clay raw materials
- Peat
- Brick & tile raw materials
- Bischofite
- Construction chalk