



# LUHANSK

## REGION OVERVIEW

May 2020

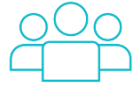
# LOCATION

-  International flights
-  Internal flights



# HUMAN CAPITAL

## POPULATION IN THE REGION



**0.988 m**

|                 |      |
|-----------------|------|
| Sievierodonetsk | 104k |
| Lysychansk      | 98k  |
| Rubizhne        | 58k  |

## GROSS SALARY TO MOTIVATE NEW EMPLOYEES



|                    |                         |
|--------------------|-------------------------|
| Blue collar worker | <b>9k UAH</b> (≈ €311)  |
| Management         | <b>15k UAH</b> (≈ €500) |

Average salary according to official statistics UAH **9.4k** (≈ €325)

## AVAILABLE WORKFORCE



**350 k**

2% of total workforce in Ukraine

**15.3 %**

Average in Ukraine – **9.4%**



## UNEMPLOYMENT RATE

## EDUCATION



**17**

**Technical schools**

10,100 students  
2,000 graduates per year

**13**

**Universities**

19,000 students  
5,333 graduates per year

## MAJOR UNIVERSITIES



Volodymyr Dahl  
East Ukrainian  
National University



Luhansk Taras  
Shevchenko  
National University



Luhansk National  
Agrarian University

# BUSINESS PROFILE



## SECTORAL SPECIALIZATION

- Metallurgy (metal processing)
- Chemical industry (ammonia, organic synthesis)
- Mining (coal)
- Agri-food (milk, meat, bakery, beer)



## NATURAL RESOURCES

- Coal
- Gas
- Sand
- Chalk
- Phosphates

## MAJOR FOREIGN INVESTORS

**CLARIANT**

Swiss chemical corporation  
Sievierodonetsk

**BIIR**

Danish IT company  
Sievierodonetsk



German chemical company  
Rubizhne



Polish metal processing company  
Kreminna